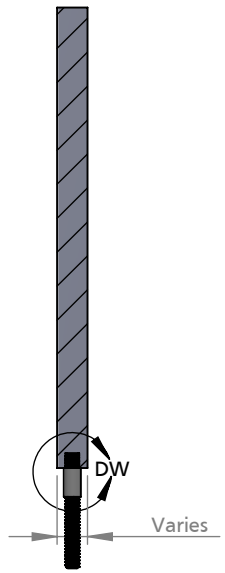
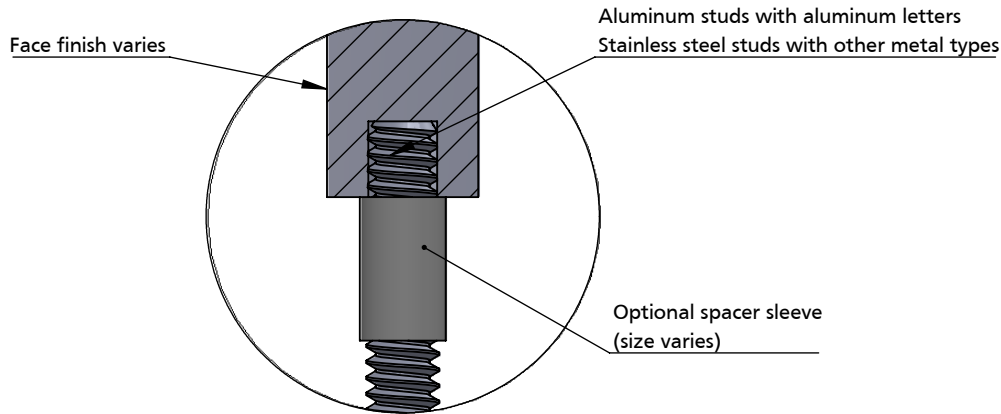


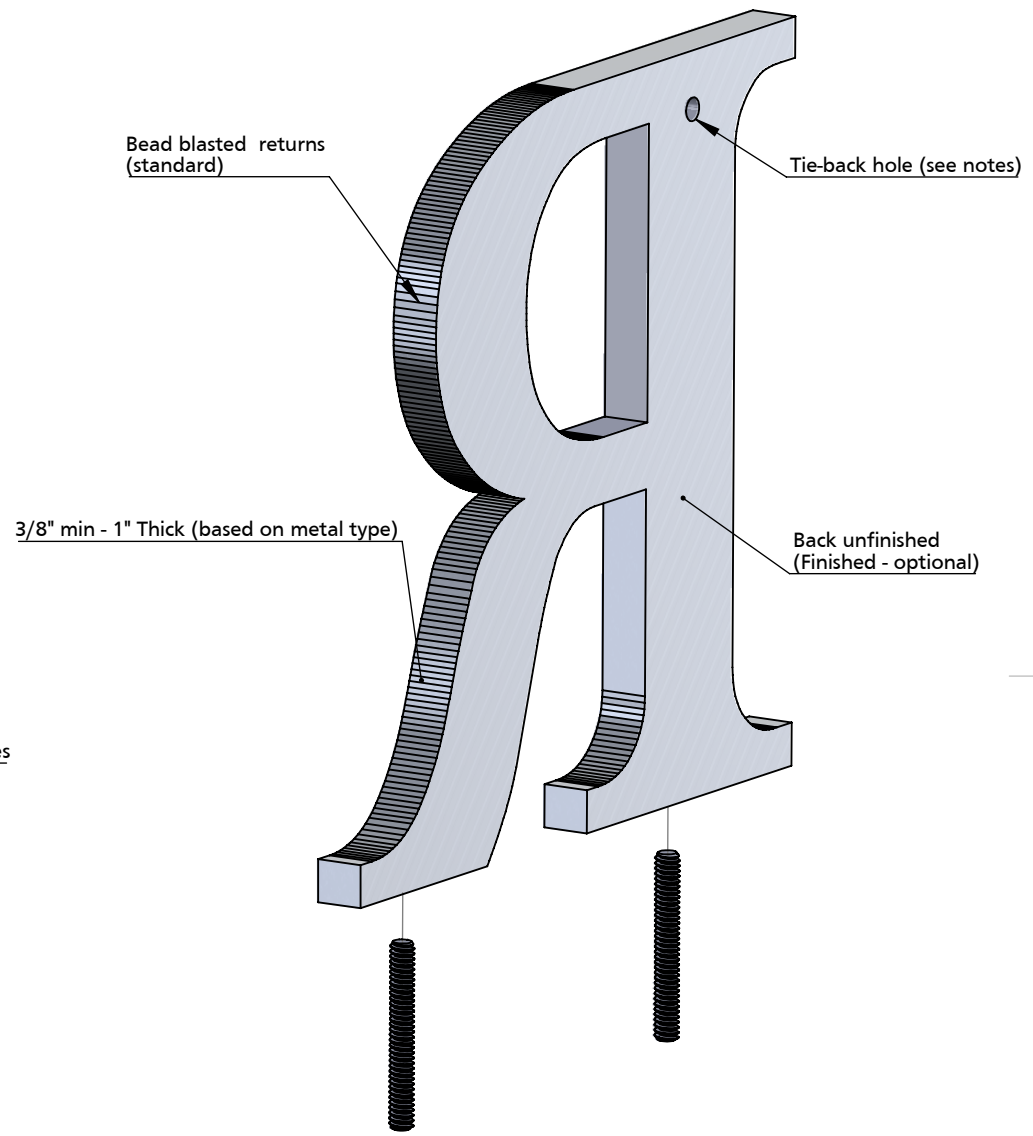
BACK VIEW II SCALE 1:2.5



SECTION VIEW A-A II SCALE 1:2.5



DETAIL DW II SCALE 2:1



ISOMETRIC BACK VIEW II SCALE 1:1.5

NOTES:
 Typical stud length 2" beyond bottom of letter
 Letters under 8" high - 10/24 studs, 8"+ high - 1/4-20 studs.
 Requires tie back with letters over 8" (not included)
 Optional: San Tops of round letters to allow for 2 studs
 Round letters (O, C, G, J, Q, S, U) sanded flat on bottom



TITLE: FLAT CUT METAL - BOTTOM STUD MOUNT			
MATERIAL: METAL		PRODUCT TYPE: FLAT CUT METAL	
DWG NO. FTMT20	REV 12/04/14	SCALE: AS INDICATED	SHEET 1 OF 1