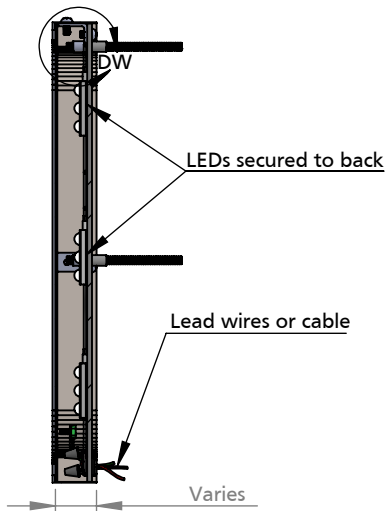
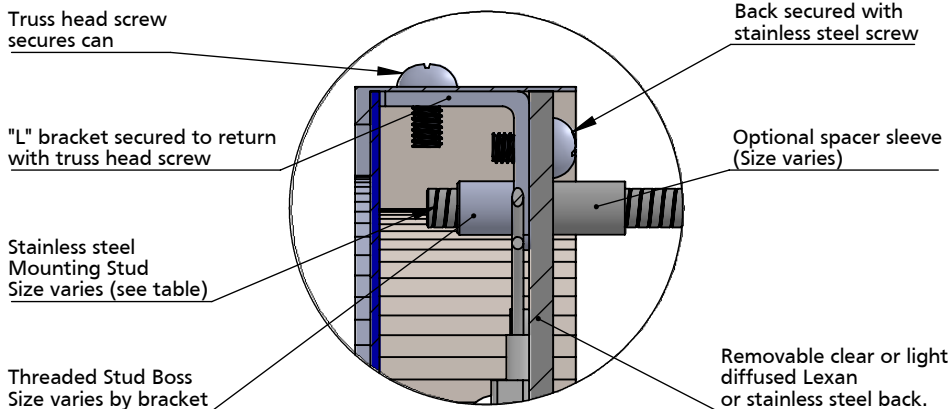


BACK VIEW II SCALE 1:5



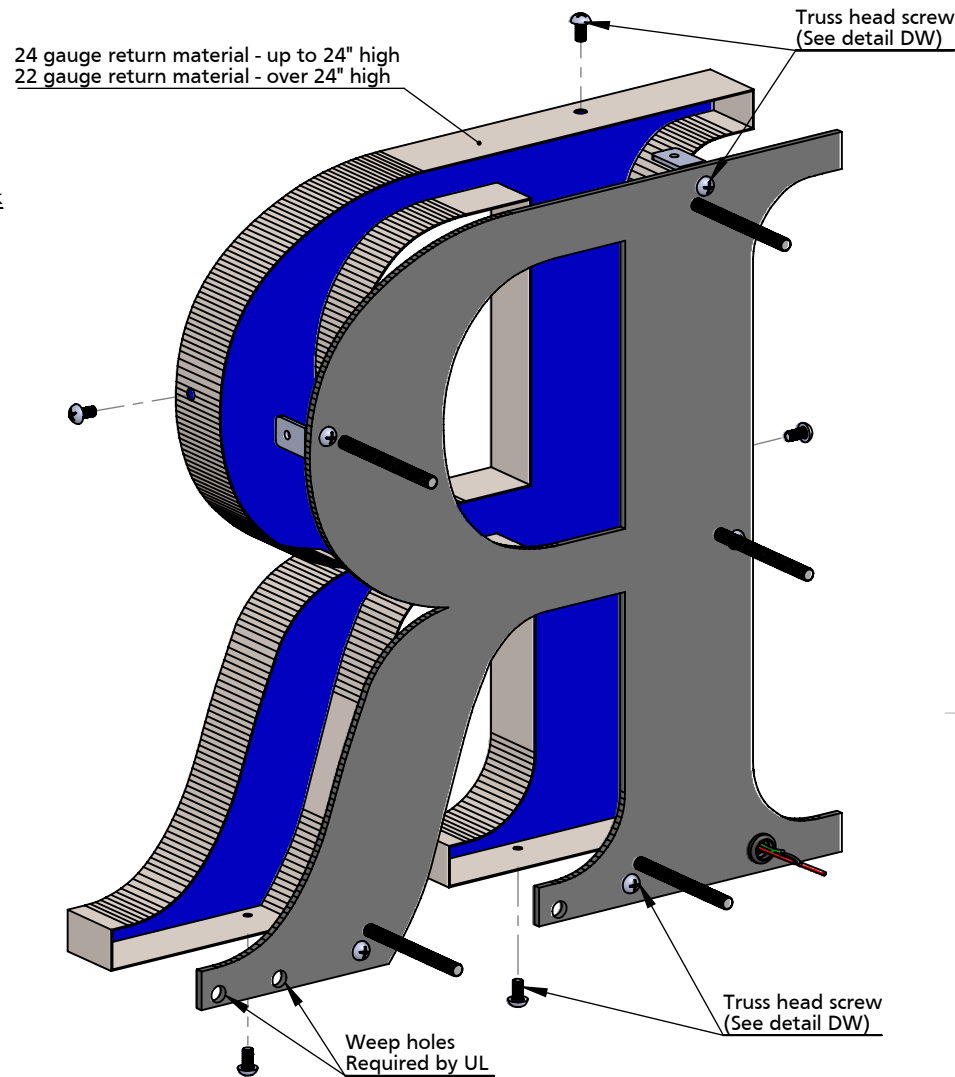
SECTION VIEW A-A II SCALE 1:5



DETAIL DW II SCALE 1:1

INSERT OPTIONS	
Stainless steel	18-20 gauge up to 24" high
	16-18 gauge over 24" to 36" high
Acrylic	3/16" thick - up to 36" high

MATERIAL OPTIONS
 Standard - 304 prefinished stainless steel
 Optional - 316 prefinished stainless steel (more corrosion resistant)
 - 304 prefinished stainless with titanium coating



ISOMETRIC BACK VIEW II SCALE 1:3

BACK OPTIONS
 - Clear Lexan: 6-12" high - 0.118 thick.
 - Light diffused Lexan: 0.177" thick
 - Stainless steel - same gauge as face (optional: 1/8" thick metal back)

TITLE:
**CUT OUT FACE WITH INSERT - BACK - LED
 REMOVABLE CAN MOUNT**

MATERIAL:
STAINLESS STEEL

PRODUCT TYPE:
FABRICATED METAL