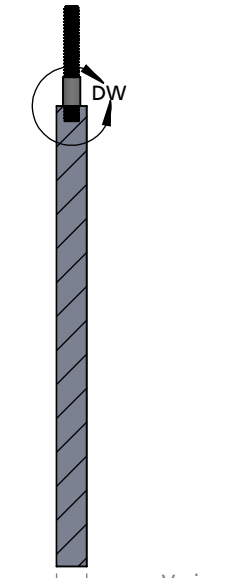
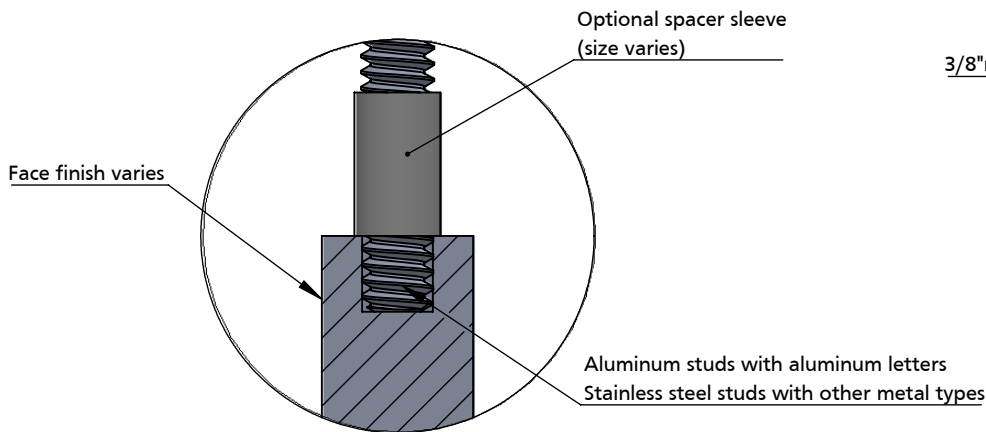


BACK VIEW II SCALE 1:2.5

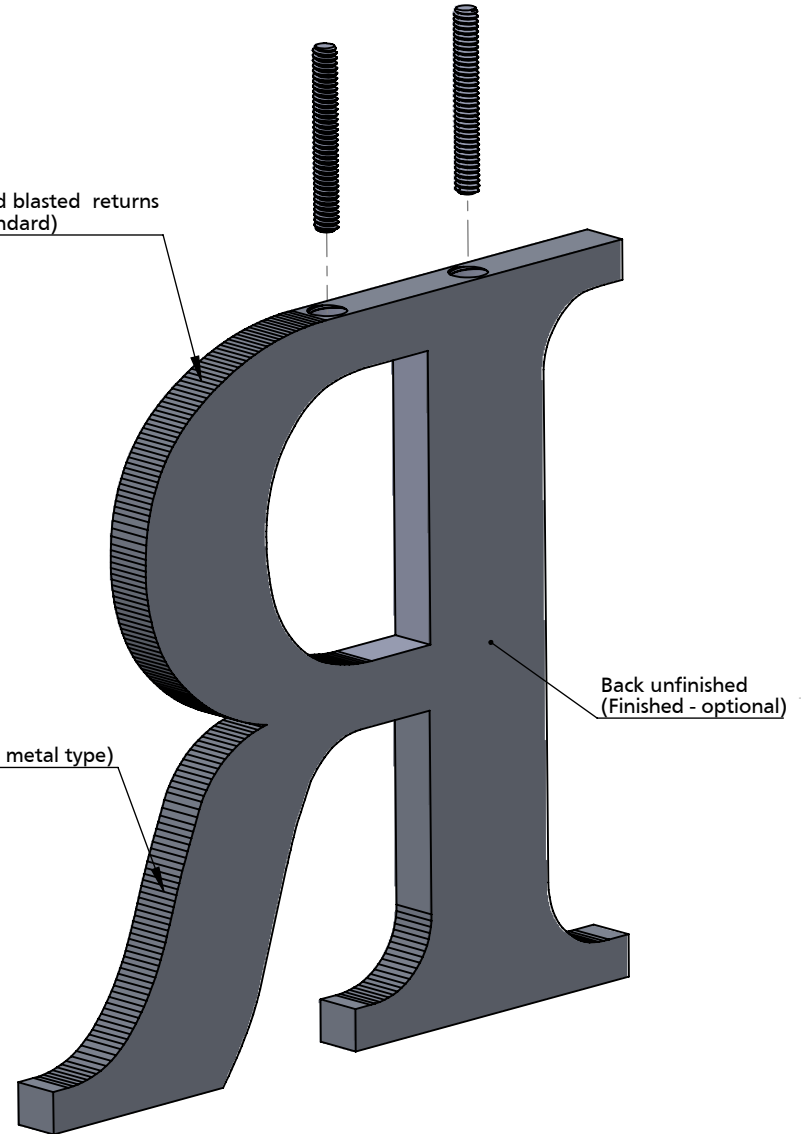


SECTION VIEW A-A II SCALE 1:2.5



DETAIL DW II SCALE 2:1

Bead blasted returns (standard)



ISOMETRIC BACK VIEW II SCALE 1:1.5

NOTES:
 Typical stud length 2" beyond top of letter
 Letters under 8" high - 10/24 studs, 8"+ high - 1/4-20 studs.
 Optional: Sanded Tops of round letters



TITLE: FLAT CUT METAL - TOP STUD MOUNT			
MATERIAL: METAL		PRODUCT TYPE: FLAT CUT METAL	
DWG NO. FTMT30	REV 12/09/14	SCALE: AS INDICATED	SHEET 1 OF 1