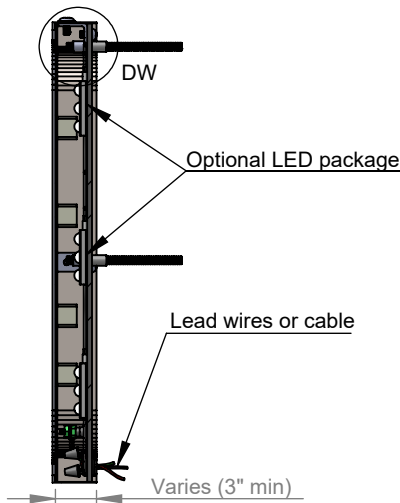


FRONT VIEW II SCALE 1:5



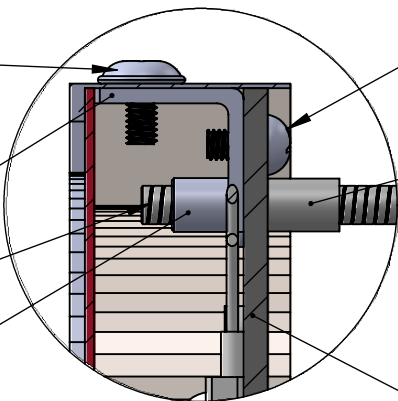
SECTION VIEW A-A II SCALE 1:5

Truss head screw secures can

"L" bracket secured to return with truss head screw (size varies)

Stainless steel Mounting Stud Size varies (see table)

Threaded Stud Boss Size varies by bracket

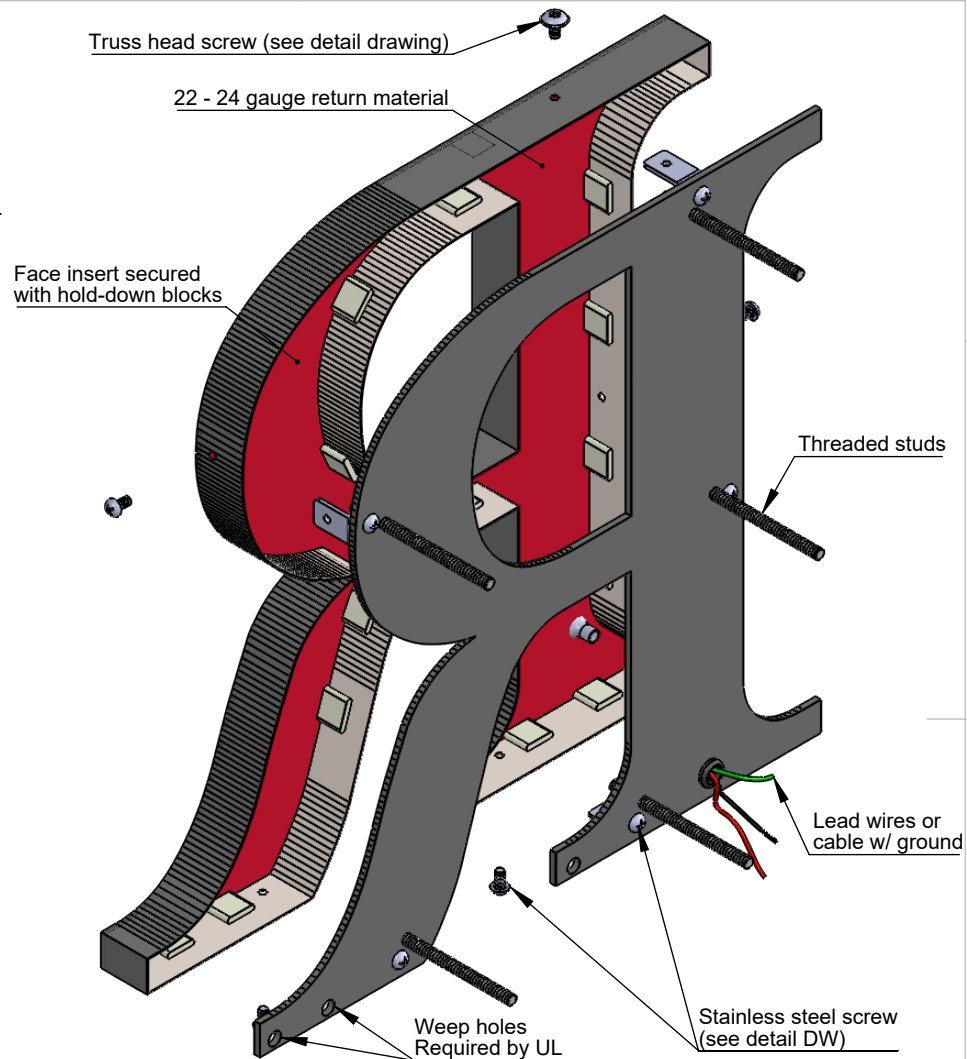


DETAIL DW II SCALE 1:1

Back secured with stainless steel pan-head screw

Optional spacer sleeve (Size varies)

Removable clear or light diffused Lexan or stainless steel back.



ISOMETRIC BACK VIEW II SCALE 1:3

**Notes:**

- Minimum 1" stroke for LEDs, min. 2" deep
- Lead wires or optional cable wire available
- Optional: UL listed - LED halo lit package shown
- Metal back - Pan-head slightly recessed
- Lexan back - Flush stainless steel screw
- Tie backs required (not supplied) on letters > 8" high

**BACK OPTIONS**

- Clear Lexan: 6-12" high - 0.118 thick
- Light diffused Lexan: 0.177" thick
- Stainless steel - same gauge as face

**MATERIAL OPTIONS**

- Standard - 304 prefinished stainless steel
- Optional - 316 prefinished stainless steel (more corrosion resistant)
- 304 prefinished stainless with titanium coating

INSERT OPTIONS	
Stainless steel	18-20 gauge up to 24" high
Stainless steel	16-18 gauge over 24" to 36" high
Acrylic	3/16" thick - up to 36" high



TITLE:

**FACE LIT - WITH LEDS - REMOVABLE CAN MOUNT**

MATERIAL:

**STAINLESS STEEL**

PRODUCT TYPE:

**FABRICATED METAL**