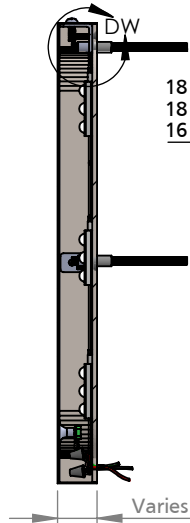
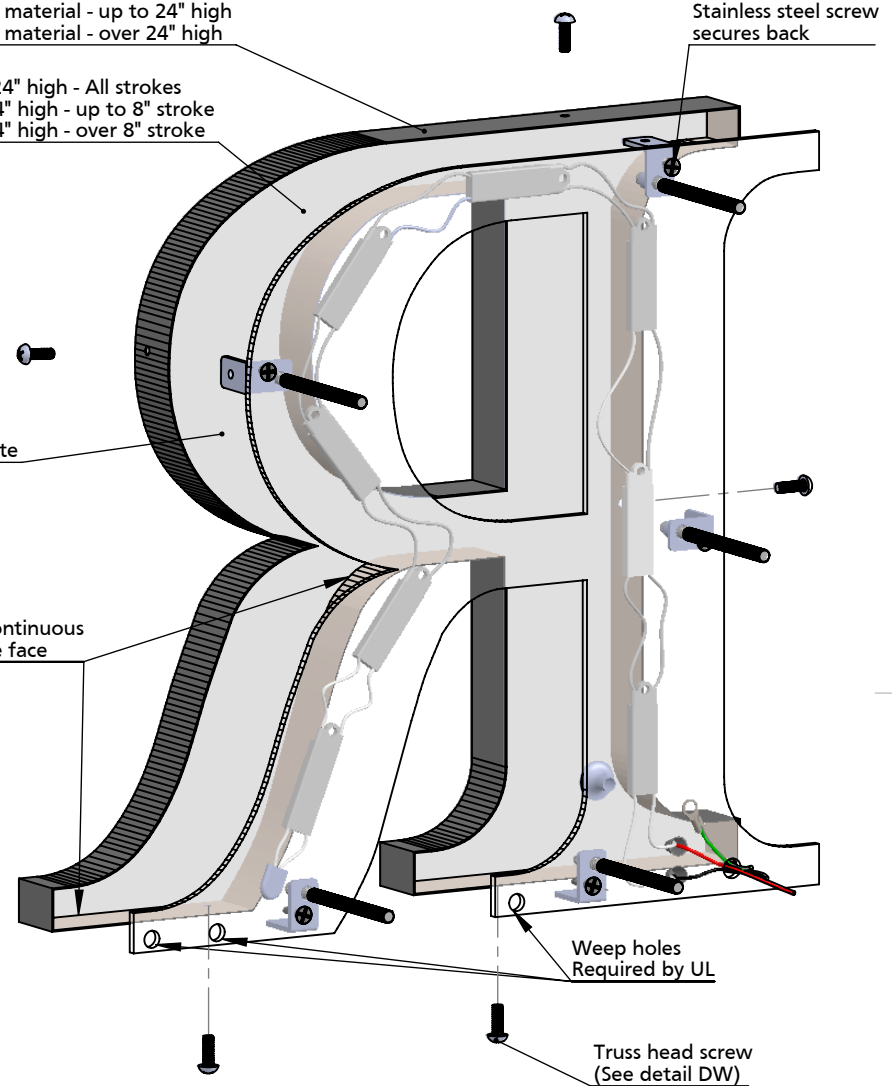


BACK VIEW II SCALE 1:5

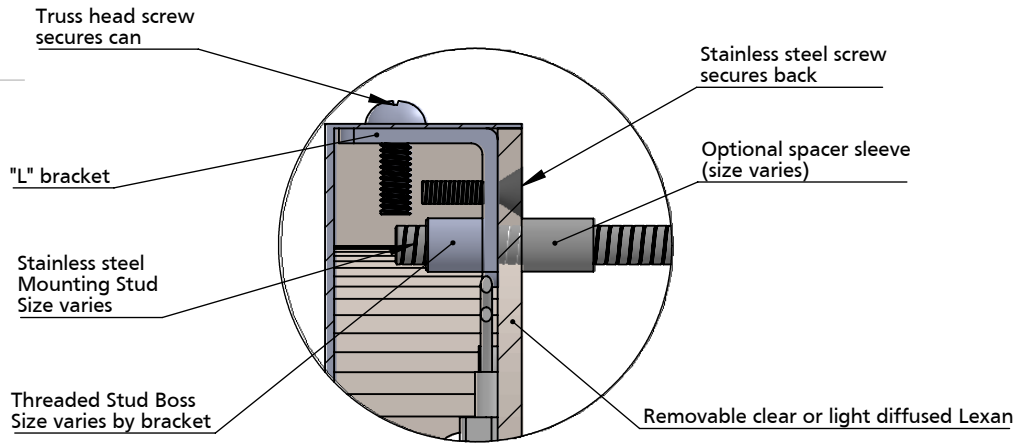


SECTION VIEW A-A II SCALE 1:5

24 gauge return material - up to 24" high
 22 gauge return material - over 24" high
 18 gauge face material - up to 24" high - All strokes
 18 gauge face material - over 24" high - up to 8" stroke
 16 gauge face material - over 24" high - over 8" stroke



ISOMETRIC BACK VIEW II SCALE 1:3



DETAIL DW II SCALE 1:1

Truss head screw secures can
 "L" bracket
 Stainless steel Mounting Stud Size varies
 Threaded Stud Boss Size varies by bracket
 Stainless steel screw secures back
 Optional spacer sleeve (size varies)
 Removable clear or light diffused Lexan

Inside cans painted white

Lead free continuous solder inside face

Stainless steel screw secures back

Weep holes Required by UL

Truss head screw (See detail DW)

BACK OPTIONS

- Clear Lexan: 6-24" high - 0.118 thick, over 24" - 0.236" thick
- Light diffused Lexan: 0.177" thick

MATERIAL OPTIONS

- Standard - 304 prefinished stainless steel
- Optional - 316 prefinished stainless steel (more corrosion resistant)
- 304 prefinished stainless with titanium coating



TITLE:

**METAL FACE WITH BACK - LED
 REMOVABLE CAN MOUNT**

MATERIAL:

STAINLESS STEEL

PRODUCT TYPE:

FABRICATED METAL